


BH eyebrow henna
**Brow
Henna**



BLOND #1



BLOND #2



BLOND #4



BLOND #3



BLOND #5

BH eyebrow henna
**Brow
Henna**



BROWN #1

BROWN #2

BROWN #3

BROWN #4

BROWN #5



BH eyebrow henna
**Brow
Henna**



BH eyebrow henna
**Brow
Henna**



BH eyebrow henna
**Brow
Henna**



BH eyebrow henna
**Brow
Henna**



BH eyebrow henna
**Brow
Henna**





Brow
Henn

















Trzecia warstwa

UWAGA!

Upewnij się, że poprzednia warstwa wyschła całkowicie zanim nałożysz trzecią.





STEP 4

FIXING TIME

**25 MINS AFTER APPLYING
FIRST LAYER**

OR

**5-10 MINS AFTER
APPLYING
LAST LAYER**

STEP 5

CLEANCING



- 1. BRUSH OUT**
- 2. WIPE WITH
A DAMP
COTTON PAD**



BH eyebrow henna
**Brow
Henna**



BH eyebrow henna
**Brow
Henna**



WHEN IT DOESN'T WORK?

- 1. DAMAGED
OR OVERPLACK AREAS**
- 2. SCARS**
- 3. TOO OILY SKIN**



BH eyebrow henna
**Brow
Henna**



BH eyebrow henna
**Brow
Henna**

TATTOO EFFECT TINTING

Stays
on up to
6 weeks



THE INNOVATION